

FEDERATION CYNOLOGIQUE INTERNATIONALE (AISBL)

Place Albert 1^{er}, 13, B – 6530 Thuin (Belgique), tel : +32.71.59.12.38, fax : +32.71.59.22.29, internet : <http://www.fci.be>

International Testing Standards
for the
Team Competition
in
Rescue Dog Sport
of the
Fédération Cynologique Internationale (FCI)



and the

Internationalen Rettungshundeorganisation (IRO)



© Copyright 2010 Reproduction and Copying only with express permission of the
Fédération Cynologique Internationale FCI, 13, Place Albert 1^{er}, B-6530 Thuin, Belgique

Preamble

The Rescue Dog Team Competition is particularly intended to promote cohesion between the team members. Knowledge of the performance capability of the team members, the corresponding ideal deployment and smooth cooperation based on trust should be an important element of the competition. The attempt therefore was to keep the rules as flexible as possible, in order to allow as broad a scope for independent initiative and decisions in solving the individual tasks as possible.

The Rescue Dog Team Competition is a sporting event in which the dog has to perform individual tasks that are required of a rescue dog. Participation in Rescue Dog Team Competition allows a comparison of the level of training on a sporting basis taking into account certain stress factors without thus determining mission readiness. Therewith Dog Handlers with suitable dogs can be recommended as new blood for the home organisations.

Determining mission readiness is not the task of canine organisations as a wide range of logistical requirements (e.g. means of transport, all kinds of equipment) are essential in the event of an emergency; the dog handler must also have certain characteristics (condition, ability to work under pressure etc.) and additional knowledge (e.g. disaster management, first aid, telecommunications etc.). Mission readiness can only be determined and awarded by the home organisations.

These Testing Standards for Team Competitions in Rescue Dog Sports are approved by the FCI-Commission for Rescue Dogs and by the Board of Directors of the FCI. These Testing Standards were deliberated and drawn up in the German language. In any cases of doubt regarding the translations into other languages, the German language version shall be deemed the authoritative version.

These Regulations will be valid for a period of 5 years upon which they will be reviewed, changed, adapted and/or updated, if necessary, based on practical experiences. These Testing Standards apply to all member organisations/federations of the FCI and the IRO.

Resolved by the FCI General Committee

on

14.10.2010 in Dortmund

Valid as from 01.01.2011

Table of Contents

Preamble	2
Table of Contents	3
General Rules	6
<i>General Information</i>	6
Termination of the Competition	6
Disqualification of a Dog Handler Team	7
Disqualification of the Team Leader or the Team	7
Types of Alert	7
<i>Testing Authorisation</i>	7
<i>Test Organisation</i>	7
<i>Liability</i>	7
<i>Age Limit</i>	7
<i>Temperament Check</i>	7
<i>Duties of the Participants</i>	8
<i>Permitted Aids</i>	8
<i>Log Book</i>	8
<i>Scoring</i>	8
<i>Score Sheets and Forms</i>	9
<i>Rescue Dog Judges</i>	9
<i>General Abbreviations</i>	10
<i>Structure of the competition</i>	11
Exercise Obedience and Dexterity (U+G)	12
<i>Total Possible Points Obedience and Dexterity</i>	12
<i>General Rules:</i>	12
<i>Performance Rules:</i>	13
1. Off Leash Heeling.....	3 x 10 Points 13
2. Distance Control	3 x 10 Points 14
3. Carrying and Handing Over the Dog.....	3 x 10 Points 15
4. Retrieval on Flat Ground	10 Points 16
5. Unstable Plank	10 Points 16
6. Horizontal Ladder	10 Points 17
7. Scale.....	10 Points 17
8. Tunnel.....	10 Points 18
9. Directability at a Distance:	10 Points 18
10. Laying Down of Dog while Being Distracted.....	3 x 10 Points 19

Exercise Rubble Search.....	21
<i>Total Possible Points Rubble Search</i>	21
<i>General Rules:</i>	21
<i>Performance Rules:</i>	21
<i>Assessment:</i>	22
Exercise Area Search	23
<i>Total Possible Points Area Search</i>	23
<i>General Rules:</i>	23
<i>Performance Rules:</i>	23
<i>Assessment:</i>	24
Exercise Tracking Search	25
<i>Total Possible Points Tracking Search</i>	25
<i>General Rules:</i>	25
<i>Performance Rules:</i>	26
<i>Assessment:</i>	26
Exercise Obedience and Dexterity for Avalanche Search (U+G-L)	28
<i>Total Possible Points Obedience and Dexterity for Avalanche Search</i>	28
<i>General Rules:</i>	28
<i>Performance Rules:</i>	29
1. Off Leash Heeling..... 3 x 10 Points	29
2. Distance Control	3 x 10 Points
3. Carrying and Handing Over the Dog..... 3 x 10 Points	31
4. Retrieval on Flat Ground	10 Points
5. Work with Avalanche Peeps Location Device	10 Points
6. Following Ski Tracks	10 Points
7. Direct and Control	10 Points
8. Transportability	10 Points
9. Directability at a Distance.....	10 Points
10. Laying Down of Dog while Distracted.....	3 x 10 Points
Exercise Avalanche Search	37
<i>Total Possible Points Avalanche Search</i>	37
<i>General Rules:</i>	37
<i>Performance Rules:</i>	37
<i>Assessment:</i>	38
Addendum	39
<i>Scheme 1: Off Leash Heeling</i>	39

<i>Scheme 2: Distance control</i>	41
<i>Scheme 3: Scale</i>	411
<i>Scheme 4: Directability at a distance</i>	42

General Rules

General Information

Rescue Dog Team Competitions can be held throughout the year. However, if the safety of the handler or the dog is in question, competitions certainly must be postponed to a later date. The final decision rests with the PR/s.

The verification of the dog's identity through checking the tattoo or microchip has to be possible. Those dogs which are not identifiable will not be allowed to take part.

Dogs may take part in the rescue dog tests regardless of size, breed or pedigree certificate.

A rescue dog team consists of a team leader (without dog) and 3 teams (HF and dog). A HF is only allowed to enter one Team Competition on any given day and within one competition only one dog may perform in a rescue dog sport team. A dog is only allowed to be led by one dog handler during a competition.

Voice commands and hand signals are left to the discretion of the dog handler in terms of how they are given. Voice commands generally consist of a word, hand signals are body signals given without touching the dog in any way.

Teams with bitches in heat may participate without restrictions. Sick and possibly contagious dogs are excluded from tests and must not be taken to the test site.

If a dog shows poor obedience, the judge will give the handler three chances to recall the dog. If the exercise is accomplished after the second command, the exercise of this HFT is to be graded as unsatisfactory. If the dog shows no obedience after the third voice command, this HFT is to be barred from taking further part in the test. The remaining team continues in the competition. The PR decides the timing of the HZ.

The judge is entitled to discontinue the activity of a HFT if a dog is quite clearly ill-prepared, displays insufficient willingness to work, is obviously not under the control of its handler, the dog appears aggressive or if physical limitations can be clearly identified. The judge is entitled to give a warning to the HF or the MF if he behaves unsportsmanlike or uses prohibited aids. After the first warning 5 points will be deducted, after the second warning the discipline will be discontinued and graded as unsatisfactory.

Gross unsportsmanlike conduct by the handler, or aggressive behaviour from the dog, entitles the judge to disqualify the HFT immediately.

In the same way, unsportsmanlike conduct by the MF entitles the PR to interrupt or disqualify the MF.

Any injury to an assistant due to aggressive behaviour from the dog will lead to disqualification of the team from the whole competition.

Termination of the Competition

An HFT interrupted in one section may still enter any following section without restriction. If the HFT is interrupted during the scent work, 50 points will be deducted from its score. If a HFT is interrupted in the U+G section, only the marks scored up to that point will be counted. Any as yet undemonstrated individual exercises may not be performed by another HFT by way of substitution.

If the MF is interrupted during the scent work, 50 points will be deducted from the score. If the MF is interrupted during the U+G, the team receives 0 points for the coordination shown by the team leader and for the overall harmony of the rescue dog sport team.

Disqualification of a Dog Handler Team

Should a HFT be disqualified from one section then it is excluded from the whole competition. If the HFT is disqualified during the scent work, 50 points will be deducted from its score. Should a HFT be disqualified during the U+G, it will lose all the points it has scored. Any as yet undemonstrated individual exercises may not be performed by another HFT by way of substitution. Each set of marks already scored by the team in the scent work will be reduced by 50 points. The team only enters the tasks following the scent work with the remaining HFT and is duly penalised for the non-deployment of a HFT.

Disqualification of the Team Leader or the Team

Should the MF be disqualified, the team is excluded from the whole competition and any points already scored will be withdrawn.

The disqualification of the team excludes it from the whole competition. All points already scored are cancelled.

Types of Alert

The type of alert is at the team's discretion.

A special collar, on which a "bringsel" is fixed, is fitted on a dog if it is doing "bringsel" work. The collar has to have a releasing mechanism which protects the dog from injuries.

Testing Authorisation

The permit to hold an event is issued by the responsible umbrella organisation of the event organiser (FCI-LAO). A Team Competition can only be held when there are at least 4 participating rescue dog sport teams.

Test Organisation

The Test Organising Officer is responsible for the organisational part of the testing event. He handles and oversees all the necessary work for the preparation and execution of a competition, especially the set-up of the track circuit for the disciplines obedience and dexterity, in accordance with the judge. The Test Organising Officer is available to the judge for the entire duration of the test. He has to be appointed to the judge at least 14 days before the event starts.

Liability

The dog handler is liable for himself and his dog in the event of any accidents during the Team Competition. The owner of the dog must pay for any injuries or damage caused by his dog. He must therefore be insured as a dog handler against such cases. All instructions given by the judge, organiser or Team Leader are to be accepted and voluntarily executed at the handler's own risk.

Proof of officially required vaccinations (vaccination certificate) must be submitted, upon request, to the judge responsible or Test Organising Officer before the test

Age Limit

The dog must have reached the minimum age of 20 months on the first day of the competition.

Temperament Check

The judge is to observe the temperament of the dog at the start of and throughout the whole test. The judge is obliged to disqualify any animal showing obvious temperament inadequacies and to note this down in the log book.

The temperament check includes:

- Confidence and composure of the dog around strangers.
- Confidence and composure of the dog during unexpected disturbances.
- Resilience during difficult situations such as extended work periods, several dogs working simultaneously, extremes in temperature and weather, presence of dust and smoke, extreme exposure to noise, or strong, unpleasant odours etc.
- To determine other temperament inadequacies: gun shyness, nervousness and its associated aggression, aggressive disposition, fearfulness or the like.

Duties of the Participants

The team leader is to meet the deadlines for registering his rescue dog team with detailed information about the teams (dog handler and dog). The team leader must report any delay in arrival of the rescue dog team to the Test Organiser immediately.

The Team signs in and out for each task with their dogs on their leashes in the start position. Each team member, who is competing in the competition, is to sign in with the judge with the equipment and clothing appropriate for each particular exercise.

Permitted Aids

The following aids are permitted as a means of tactical support for search work specifically during the scent work:

- Whistle:
Before the activity begins the judge must be notified about the use of audible whistle sounds.
- Radio Equipment:
An additional device must be handed to the PR to listen along.
- Identifying harnesses or chain collars.
Lights or bells are allowed.
- Water or sponges.

Log Book

The log book issued by the national organisation is mandatory for every test participant and must be registered by the FCI-LAO or the IRO-NRO. It must be presented to the Test Organising Office prior to tests. The tests score is to be entered by the Test Organising Officer and confirmed and signed by the judge/s.

A Team Competition is complete when the results have been announced and entered into the log book and returned to the Handler. Any premature termination of the competition exercise is to be recorded in the log book along with an explanation.

Scoring

Performances are scored numerically. Only whole points should be awarded. However, fractional points can be awarded for the individual exercises. If the final result for an exercise does not produce a mathematical whole point, this score will be rounded up or down depending on the overall impression of the task. The ranking is based on the total scores achieved. The winner is the team with the highest number of points. Teams with the same number of points are placed equally in the ranking.

Score Sheets and Forms

The results are to be transmitted and documented according to the regulations of the umbrella organisation conducting the competition.

Rescue Dog Judges

The tests may only be carried out by judges approved by the umbrella organisation of the organiser (the FCI-LAO or the IRO). A judge may evaluate for a maximum single period of 4 hours and a maximum of 8 hours in total on any one day. Beyond that, all judging rules and regulations of the organiser's umbrella organisation apply accordingly.

The judges' decisions are final.

General Abbreviations

FCI	Fédération Cynologique Internationale
IRO	Internationale Rettungshundeorganisation (International Rescue Dog Organisation)
LAO	Landesorganisation (National Organisation)
NRO	Nationale Rettungshundeorganisation (National Rescue Dog Organisation)
RH-M	Rettungshunde-Mannschaftswettbewerb (Rescue Dog Team Competition)
F	Tracking Search
FL	Flächensuche (Area Search)
T	Trümmersuche (Rubble Search)
L	Lawinensuche (Avalanche)
U+G	Unterordnung + Gewandtheit (Obedience and Dexterity) for RH-M in the Tracking, Area and / or Rubble section
U+G-L	Obedience and Dexterity for RH-M in the Avalanche section
HZ	Voice Command
SZ	Hand Signal
S	Supervisor
PR	Rescue Dog Judge
PL	Test Organising Officer
FHL	Fährtenleger (Person Laying the Scent)
M	Mannschaft - Team
MF	Mannschaftsführer – Team Leader
HF	Dog Handler
HFT	Hundeführerteam – Dog Handler Team

Structure of the competition

The structure of a Team Competition is at the discretion of the organiser. A competition must contain at least one U+G as well as one scent work exercise. Beyond this, the number, choice and order of the scent work exercises are completely discretionary. Scent work exercises can also feature twice or more often. The composition and order of the scent work exercises should not be structured schematically but be as entertaining as possible for the participants, according to the means available to the organiser and what can reasonably be expected of the participants.

Exercise	Obedience and Dexterity	U+G
Exercise	Rubble Search	T
Exercise	Area Search	FL
Exercise	Tracking Search	F

Team competitions in the avalanche search may only be carried out separately from the other sections of the scent work. They consist of U+G-L and at least one avalanche search task.

Exercise	Obedience and Dexterity for Avalanche Search	U+G-L
Exercise	Avalanche Search	L

The rescue dog sport teams can start at the same time, with a draw to determine which rescue dog sport team starts with which exercise. With four exercises (1 x U+G, 3 x Scent Work), 8 – 12 rescue dog sport teams can be handled in one day depending on the length of the breaks in between the exercises.

Exercise Obedience and Dexterity (U+G)

Obedience is absolutely essential for solving many exercises and situations and for the collaboration between rescue dog handler and his dog. Similarly, the dog requires dexterity, certainty of movement and familiarity with as many different situations as possible. The choice of exercises is based on the most important requirements made of a rescue dog in this section.

Total Possible Points Obedience and Dexterity

Total Possible Points 200 Points

Exercise 1:	Off Leash Heeling	3 x 10 Points
Exercise 2:	Distance Control	3 x 10 Points
Exercise 3:	Carrying and Handing Over the Dog	3 x 10 Points
Exercise 4:	Retrieval on Flat Ground	10 Points
Exercise 5:	Unstable Plank	10 Points
Exercise 6:	Horizontal Ladder	10 Points
Exercise 7:	Scale	10 Points
Exercise 8:	Tunnel	10 Points
Exercise 9:	Directability at a distance	10 Points
Exercise 10:	Laying Down of Dog while Being Distracted	3 x 10 Points
Exercises 1 – 10:	Coordination by the Team Leader	10 Points
Exercises 1 – 10:	Overall harmony of the Rescue Dog Sport Team	10 Points

General Rules:

Sign-in and sign-out with the testing judge must take place with dogs on the leash. Only one single leash and a suitable collar are permitted. The team walks in a row four abreast, the MF to the extreme left and the three HFT team members to the right of him. The sequence of the HFT may be specified by the MF, but it must be kept throughout the entire U+G. The MF leads his team and may issue commands to it.

The PR tests the Off Leash Heeling, the Distance Control, the Carrying and Handing Over as well as the Laying Down of Dog while Being Distracted as a group task.

The choice of commands to perform an exercise is at the discretion of the Dog Handler, but it must be a short voice command. Using the dog's name together with a command counts as a voice command. Hand Signals are only allowed with express permission. If the dog needs a second command for the exercise, the rating of the work will be reduced by two grades.

The dogs must complete exercises swiftly and willingly. Each exercise begins and ends in the start position. The phases between the exercises will not be evaluated. Short motivating of the dog between the individual exercises and commending the dog after an exercise is allowed. Before the beginning of the next exercise the start position has to be taken.

In the start position, the dogs sit close to the handler, on his left side, oriented directly forward, so that the dogs' shoulders are no further forward than the handlers' knees. When going from the front position into the start position, the dogs may either go directly into the sit position or assume it closely around the dog handlers.

The judge gives the instruction for each exercise to begin.

The sequence of exercises 4 – 9 is specified. Every two exercises (no. 4 and 5, no. 6 and 7 as well as no. 8 and 9) are to be performed as a block by each HFT. The MF decides which team must demonstrate each block of tasks.

Performance Rules:

1. Off Leash Heeling

3 x 10 Points

Exercise Requirements:

Area of grass at least 50 X 70 metres in area.

The attached diagram must be followed for Off Leash Heeling. As a sole exception, depending on local conditions, the judge may change the directions of the angles, which must be the same for all test examinees.

The group must consist of at least four people and must have two people each with a dog on a leash (dog and bitch). The group moves in a circle in a clockwise direction.

Permitted Commands for the Dog Handler:

Either a short voice command or a hand signal for heel, which may be given at the start and again when changing pace.

Conduct of Exercise:

The MF leads his group and may give basic commands for letting off leash, turn, change of pace and stop.

From the start position, the dog must be attentive to the handler's voice command 'heel' and obey willingly and directly, with its shoulder blade no further forward than the handler's knee and sit up straight independently and quickly when it comes to a stop.

At the beginning of the exercise the team, consisting of a Team Leader and three Dog Handler Teams, is to take 50 steps at a normal pace straight down the middle line without stopping; upon turning around and an additional 10-15 steps at a normal pace, the team must demonstrate both the running pace and the slow pace for at least ten steps each. Change of pace from running to a slow pace must be achieved abruptly with no steps at a normal pace being taken in between.

The Team then goes a few steps at a normal pace and demonstrates the first corner on a track of 20 – 25 steps without change of pace, the second corner on a track of 25 – 30 steps, turns around, a further 10 – 15 steps at a normal pace as well as a start position. A further 10-15 steps at a normal pace are followed by a corner and 20-25 steps at normal pace back to the middle line and another start position.

From the start position each Dog Handler Team passes close by the circle of people, starting from the outside and going at a normal pace in an anti-clockwise direction so that each of the dogs to be tested directly encounters each of the dogs brought along by the group. The Dog Handler Team stops once, at which the group continues to move and at least one person passes the Dog Handler Team.

The group moves in a circle in a clockwise direction.

From the start position the HFT passes close by the circle of people, starting from the outside and going at a normal pace in an anti-clockwise direction so that the dog being tested directly encounters each of the dogs brought along by the group. The HFT stops once at which the group continues to move and at least one person passes the HFT.

Making a figure eight, the dog handler then leads his dog through the group at normal pace, stops in the middle and his dog takes up the start position independently. This HFT then leaves the group at normal pace and completes this part-exercise in the sequence of his M with a start position and lets his dog off the leash.

During the off leash heeling two gunshots (calibre 6-9 mm) have to be fired at the command of the judge. The dogs must be indifferent to the gunshots.

Assessment:

Running ahead, straying to the side, lagging behind, slow or hesitant sitting, a dispirited attitude by the dog, and additional voice commands / hand signal or physical assistance from the handler, will be penalised.

If the dog shows any gun-shyness, anxiousness or aggressiveness, it will be disqualified from the test. If the dog reacts to the shot in a sensitive way or it becomes agitated, this will be considered acceptable as long as it remains under the control of its handler. Only a dog that reacts indifferently to all forms of noise and gunshots can be awarded full points.

2. Distance Control

3 x 10 Points

Exercise Requirements:

Permitted Commands for the Dog Handler:

A short voice command or hand signal for heel, which may be given once each during movement and the concluding start position;

one voice command and / or one hand signal for each recall;

one voice command and / or one hand signal for sit;

one voice command and / or one hand signal for lay down;

one voice command and / or one hand signal for stay.

Conduct of Exercise:

The exercise is to be demonstrated in synchronisation by all three HFT at the command of the MF, but not on parallel lines (see diagram 2).

The MF leads his group and may give basic commands for let off leash, set down, instruction by the HF, recalling the dogs, stay, lay down, recall and start position. He goes through the process with the HFT and remains standing when the dogs are set down. He may continue to lead his group from this position.

From the start position, the Team Leader and the 3 Dog Handlers walk in a straight line with their dogs heeling off leash. After approx. 10-15 paces the dogs must sit immediately in response to the voice command for "Sit" and / or hand signal, without the dog handlers changing pace or looking around. After continuing in a straight line for approx. 40 more paces, the Dog Handlers stop and turn to their dogs, which are sitting quietly. Upon a command from the judge, the Team Leader and Dog Handlers recall his dog with a voice command and / or hand signal. As soon as the dog has covered around half of the distance quickly and willingly, the dog handlers give the voice command for "Down" and / or hand signal, upon which the dogs must lay down immediately. On a further command from the judge and coordination by the MF the dogs must stay in response to the voice command for "Stay" and / or hand signal. On a further command from the judge and the Team Leader the Dog Handlers recall their dogs with the voice command and / or hand signal for "Come".

The dogs must come willingly and quickly and sit immediately in front of their handlers. On a voice command or hand signal the dog must resume the start position.

Assessment:

Errors in movement, sitting, laying or staying slowly, agitatedly or too late, coming too slowly and sitting too soon will be duly penalised.

If the dog assumes a position other than the one required, 2 points will be deducted in each instance.

3. Carrying and Handing Over the Dog

3 x 10 Points

Exercise Requirements:

Start position: the dogs may be picked up from the ground or a higher place.

3 carrying assistants.

Permitted Commands for the Dog Handler:

Either a voice command or a hand signal for the start position, "Come" and "Start position".

Conduct of Exercise:

Throughout the whole exercise the M walks in a straight line, with the MF to the left and the M leading, the three HF to his right.

From the start position, the dog handlers may give a voice command or hand signal to adopt a start position that makes it easier to lift the dogs. Distance control between Dog Handlers and dog is not incorrect.

The dogs may be picked up from an elevated position, but the MF must ensure that the exercise runs smoothly.

The Dog Handlers carry their dogs in a straight line for 10 m and hand them over to a second person. Whilst the Team Leader and the Dog Handlers stand still, the second persons carry the dog another 10m and set them on the ground. The dogs must stay there until the Dog Handlers call them with a voice command or a hand signal on the instructions of the judge and Team Leader. The dogs must come quickly and willingly and sit close in front of their Dog Handlers. On a voice command or hand signal the dog must resume the start position.

The dogs may show no aggression towards the Dog Handlers or the assistant. Whilst being carried the dog must be able to move its tail freely.

Assessment:

If one of the dogs is uncooperative, agitated whilst being carried, growls or moves away when set down, this will be duly penalised.

If one of the dogs jumps down, the exercise is to be awarded 0 points for this dog.

Excessive shyness or aggression towards the Dog Handler or assistant will lead to disqualification.

4. Retrieval on Flat Ground

10 Points

Exercise Requirements:

Dog handler's own article, which he has with him throughout this part of the test.

Permitted Commands:

Either a voice command or hand signal for "Fetch" and "Start position"; a voice command for "Drop".

Conduct of Exercise:

From the start position the dog handler throws an item about 10 paces away. The voice command "Fetch" may not be given until the article has come to a complete stop. Sitting off leash near its handler, upon a voice command or hand signal for "Fetch" the dog must run to the object, swiftly retrieve it and fetch it back to its handler just as quickly. The dog must sit immediately in front of its handler and retain the object in its mouth until, after a brief pause, the handler takes it with the voice command for "Drop". The dog must return to the start position at a voice command or hand signal.

The dog handler may not leave his position during the entire exercise.

Assessment:

Marks will be duly deducted for throwing the article too short a distance, assistance from the dog handler without a change of position, errors in the start position, running slowly, errors in picking up, returning slowly, dropping the article, playing with or crushing the article, straddle position by the dog handler, and errors in sitting too soon and finishing.

If the dog handler leaves his position before the exercise is completed, it will be marked as unsatisfactory.

If the dog does not fetch, the exercise is awarded 0 points.

5. Unstable Plank

10 Points

Exercise Requirements:

Obstacle:

- Wooden plank: Length approx. 4 m, width approx. 0.30 m, height approx. 0.04 m;
- 2 identical barrels: Diameter approx 0.40 m;
- Plank set up in running direction

Permitted Commands of the Dog Handler:

A voice command and / or a hand signal for "Mount";

A voice command for "Stop";

Either a voice command or a hand signal for each "Continue".

Conduct of Exercise:

The dog handler takes up the start position at an appropriate distance from the obstacle with his dog. At the voice command for "Mount" and / or a hand signal, the dog must jump on to the plank and at a voice command for "Stop" must stop immediately in the running direction, sitting, lying down or standing. At the judge's command, the dog handler joins the dog, gives the voice signal for

“Continue” or the hand signal, and goes to the end of the equipment with his dog. The dog must stop there independently, sitting, lying down or standing. At the judge’s command, the dog handler gives his dog the voice command for “Continue”, or the hand signal, and goes a few paces behind the apparatus. He stops there and his dog assumes the start position independently.

The dog must traverse the full length of the plank without any signs of fear or inclination to jump.

Assessment:

Hesitant mounting, unsure footing, errors in stopping or mounting will be duly penalised.

6. Horizontal Ladder

10 Points

Exercise Requirements:

Obstacle: Fixed wooden ladder, horizontal, with access

- Ladder: Length approx. 4 m, width approx. 0.50 m.
Rungs 0.30 m apart, rungs 0.05m wide;
- Two supports: Height approx. 0.50 m
- Access: Length 1.20 m, width 0.50 m, cross struts are allowed to assist access

Permitted Commands for Dog Handler:

A voice command and / or a hand signal for “Mount”;
either a voice command or a hand signal for “Start position”.

Conduct of Exercise:

The dog handler takes up the start position at an appropriate distance from the obstacle. At the voice command and/ or hand signal the dog climbs up the access plank on to the ladder, crosses it independently to the last rung and stays there. The dog handler walks alongside the working dog as soon as its front paw has reached the first rung, but may not touch the dog or the apparatus. At the end of the ladder the dog is lifted down by the handler, placed in front of him and ordered into start position by a voice command or hand signal.

Assessment:

Marks are duly deducted for hesitant or overhasty mounting or crossing, unsure footing on the ladder, single steps on a ladder rail or not reaching the end of the ladder.

If the dog uses the ladder rail for much of the exercise, displays very unsure footing, falls between the rungs or requires assistance from its handler, the exercise is to be marked as unsatisfactory.

If the dog jumps off, the exercise is awarded 0 points.

7. Scale

10 Points

Exercise Requirements:

Obstacle:

- Scaling wall: Height 1.80 m, Width 1.50 m, Depth 1.30 m

Permitted Commands:

A voice command and / or a hand signal for “Clear the obstacle”;

A voice command for “Stop”;
either a voice command or a hand signal for “Start position”.

Conduct of Exercise:

The Dog Handler takes up the start position at an appropriate distance from the obstacle. At the voice command and / or hand signal the dog climbs over the obstacle. At a voice command the dog should stop behind the obstacle, sitting, lying down or standing. The Dog Handler then goes to his dog and brings it either with a voice command or a hand signal into the start position.

Assessment:

Hesitancy in approaching the obstacle, a lack of confidence in clearing it and help from the HF will be duly penalised.

The exercise is awarded 0 points, if the dog refuses the obstacle or the Dog Handler leaves his position before commanding the dog to stay.

8. Tunnel

10 Points

Exercise Requirements:

Obstacle:

- Fixed access, height 0.50 m, length 3 m;
- Adjoining crawl space: soft material, length 3 m.

Permitted Commands for Dog Handler:

A voice command and / or hand signal for “Go through”;
a voice command for “Stop”;
either a voice command or a hand signal for “Start position”.

Conduct of Exercise:

The Dog Handler takes up the start position at an appropriate distance from the obstacle. At the voice command for “Go through” and / or a hand signal the dogs must go through the apparatus. Once the dog has left the apparatus it must comply with the voice command for “Stay” in a sitting, lying or standing position. At the judge’s command, the dog handler goes to his dog and orders it into the start position with the voice command for “Start position” or hand signal.

Assessment:

Hesitation entering and passing, as well as staying a while in the crawl space through the tunnel are duly penalised.

If the dog does not leave the tunnel the exercise is marked as unsatisfactory.

9. Directability at a Distance:

10 Points

Exercise Requirements:

Equipment:

- 1 marker for the start point;
- 1 marker for the middle point;

- 3 marked areas 40 m apart, area approx. 1 m x 1 m, maximum height 0.60 m (pallet, table or similar);
- 6 variants, which display the sequence of the marked areas

Permitted Commands for the Dog Handler:

A voice command and hand signal for “Approach the middle marker”;

a voice command for “Stop”;

a voice command and hand signal for each “Approach the marked areas”;

a voice command to “Approach / mount / stop” at each of the three marked areas;

either a voice command or a hand signal for “Come”.

either a voice command or a hand signal for “Start position”.

Conduct of Exercise:

The variant in which the marked areas are to be approached by the dog is done by the Team Leader who draws the order by lot before the exercise begins.

The dog handler takes up the start position at the starting point with his dog. On the instruction of the judge, without changing his position, the dog handler is to send his dog to a clearly marked point approx. 20 m away, using the voice signal for “Approach the marker” and a hand signal. When the dog has reached this point it is given the voice command for “Stop”, for which the dog must stop in a sitting, lying or standing position. At further command of the judge, without changing his position the dog handler sends his dog to the first allocated point with the voice command for “Approach the marked points” and a hand signal. At the voice signal for “Mount and stay” the dog is to jump on the object and stay there in a sitting, lying or sitting position. The dog handler then uses voice command and hand signal to send his dog to the next point, onto which it must again jump and stay in a sitting, lying or standing position. The process is repeated for the third point.

The dog is to be recalled from the third object to the Dog Handler with the voice command for “Come” or a hand signal, and must sit closely in front of him. At a voice command for “Start position” or a hand signal, the dog is to assume the start position.

Assessment:

Marks will be duly deducted for a hesitant approach of the first marked area or specific point, straying markedly from the ideal line, change of speed, hesitant mounting of the marked area or leaving a specific point independently, handler assistance such as multiple commands or errors in completion of the exercise. A lunge is allowed in combination with each directional SZ and does not count as physical assistance.

If the order of marked areas stipulated by the draw is not followed or the Dog Handler leaves his position, the exercise will be marked as unsatisfactory.

10. Laying Down of Dog while Being Distracted

3 x 10 Points

Exercise Requirements:

Three marked places for each dog and bitch.

Permitted Commands for the Dog Handler:

A voice command or a hand signal for “Down” for each;

either a voice command or hand signal for “Sit up”.

Conduct of Exercise:

After exercise 3 the M goes to a place specified by the PR. At a sign from the MF the Dog Handlers order their dogs to “Lay down” with a voice command or a hand signal, leaving no objects near them. The three Dog Handlers and the Team Leader go to a second place at least 40 paces away, as specified by the judge, and stand still facing the dog.

At the judge’s command the first Dog Handler collects his dog and demonstrates exercises 4 and 5. He then places his dog on the allocated spot once more and rejoins his team line-up.

The second Dog Handler proceeds in the same way with exercises 6 and 7, the third Dog Handler with the exercises 8 and 9.

Each of the dogs at a distance must lie quietly without any intervention by the handler, whilst the exercises 4 to 9 are demonstrated.

At the judge’s command the team returns to their dogs and at the further command of the judge and Team Leader’s signal, the Dog Handlers give the voice command for “Sit up”. The dogs must sit up straight quickly.

Assessment:

Marks are duly deducted if the dog lays in an agitated manner, stands / sits up too soon or comes to meet the handler when being collected, and for agitated behaviour by the handler or other covert assistance.

The exercise will be assessed as unsatisfactory if the dog concerned stands or sits instead of lying down by staying in its place.

If the dog moves more than 3 metres away from its place, the exercise of the dog in question will be awarded 0 points.

This test section is completed when the Team signs out and the judge announces the marks.

Exercise Rubble Search

The team can be structured freely in terms of the means and solution tactics.

Several dogs can search and find at the same time. The MF decides on the deployment and withdrawal of each search team. All three of the rescue dog sport teams must be used in the course of the search work.

The team members should work together and support one another.

The search-ready dog is to be released in the search area without identifying harness and chain collar.

The alert method used by the dog is discretionary.

Total Possible Points Rubble Search

Total possible points	260 Points
Finding the victims: 60 Points each for 3	180 Points
Cooperation and discipline in the rescue dog sport team	30 Points
Team leader (tactics and their implementation)	50 Points

General Rules:

- Search Area: Destroyed or partially destroyed building, which can consist of various building materials, at least 5000 m², spread over one or several levels.

A rubble site has to include dark rooms or hollows and low-lying hiding places buried up to approx. 2 m and high raised hiding places at a minimum height of 2 m. The searching of buildings only is not allowed, although individual rooms can be included in the search area.

- Victims: 3 people, concealed.
The dog must not have any visual and / or physical contact and the covering must be as inconspicuous as possible. The distance between each of the victims must make a clear alert possible. Hiding places may be used more than once, but there is to be no danger of false alerts when changing hiding places. Hiding places used must remain unconcealed when unoccupied.
The victims must be in position 15 minutes before the dog begins to search. The victims are there to assist the judge; they must remain quiet, without giving the handler and / or the dog any help whatsoever. It is not essential that indicated victims are removed from their hiding places. If the judge gives instructions for found victims to be recovered, this will be done by assistants.
- Distractions: smouldering fire, running motors, hammering, drumming etc.
- Assistants: The search area must have been criss-crossed by at least 3 people with a test dog up to 15 minutes before the first search begins, and it must be criss-crossed by at least 3 people without dogs immediately before and during the search exercise.
- Time limit: maximum 20 minutes.

Performance Rules:

All three of the rescue dog sport teams must be used in the course of the search work. The MF decides on each changeover of the search team, with several HFT able to be used at the same time.

The rescue dog sport team must wait with its dogs out of sight of the search area unit until called. The rescue dog sport team is given a sketch as a description of the location. The search area is visually demarcated or has clearly identifiable boundaries. The Team Leader can use any search system as seems appropriate and also as many dogs as he wishes. The judge must be informed thoroughly of the tactics chosen.

The time starts to run when the team is deemed ready to search by the Team Leader and the judge gives the start signal.

The team leader may enter the search area; the HF must wait for instructions from the PR to the MF.

The HF reports an alert by a dog to his team leader. Before the HF is allowed to enter the search area, the team leader must let the PR know where the victim has been located or whether he would like to confirm the alleged place of alert with another HFT. The PR will then immediately give permission to collect the dog.

At the command of the MF, the HF goes to his dog and waits there for the MF and PR.

The MF takes the PR to the place of alert. Consultation with the HF is acceptable.

If the back-up dog indicates the victim, its HF reports the find to the team leader, who informs the PR of the alert. The PR will then give permission to collect the back-up dog.

A HFT may not resume its search work until it has again left the search area. A direct route is always taken to collect the dog. The HF always sends the dog to continue its search from outside the area. It is not permitted to issue new instructions directly from the place of alert.

Should a person who has not been removed from a hiding place be indicated once more, the MF can instruct the HF independently to collect the dog. The MF must inform the PR of this.

The rubble search ends with the report of the third alert by the Team Leader or when the maximum search time has elapsed.

The exercise ends with the announcement of the marks by the judge.

Assessment:

Every person found is awarded 60 points regardless of the quality of the alert, as long as the PR is informed by the team leader.

Each person is only awarded 30 points, however, if the team leader makes use of support to have a dog collected from the place of alert in order to use a back-up dog.

Every person who is not found scores 0 points.

The non-deployment of a HFT will be marked as minus 50 points.

Each false alert will be marked as minus 60 points.

Exercise Area Search

The team has a free choice of means and solution tactics.

Several dogs can search and find at the same time. The MF decides on the deployment and withdrawal of each search team. All three of the rescue dog sport teams must be used in the course of the search work.

The team members should work together and support one another.

The alert method used by the dog is discretionary.

Total Possible Points Area Search

Total possible points	260 Points
Finding the victims: 60 Points each for 3	180 Points
Cooperation and discipline in the rescue dog sport team	30 Points
Team leader (tactics and their implementation)	50 Points

General Rules:

- Search Area: approx. 50.000 m², min. 50 % covered terrain or building.
- Victims: 3 people.

The dog may have visual and / or physical contact, but hiding places typical of the site, e.g. raised hides that the dog is unable to see into or reach are allowed. The victims' hiding places must be at least 10 m apart. Hiding places up to 2 metres in height are allowed. Hiding places may be used more than once.

The victims must be in position 15 minutes before the dog begins to search. The victims are there to assist the judge; they must lie or sit and remain quiet, without giving the handler and / or the dog any help whatsoever.

- Assistants: The search area must have been criss-crossed by at least 3 people with a test dog up to 15 minutes before the first search begins, and it must be criss-crossed by at least 3 people without dogs immediately before and during the search exercise.
- Time limit: maximum 20 minutes.

Performance Rules:

The rescue dog sport team must wait with its dogs out of sight of the search area unit until called. The rescue dog sport team is given a sketch as a description of the location. The search area is visually demarcated or has clearly identifiable boundaries.

In addition, the team is assigned a certain area within the search area in which the team can move freely. The Team Leader may not enter the actual search area, the Dog Handler not until his dog gives the alert and / or he is instructed to do so by the judge. The team leader can use any search system as seems appropriate and also as many dogs as he wishes. The judge must be informed thoroughly of the tactics chosen.

The time starts to run when the team is deemed ready to search by the Team Leader and the judge gives the start signal.

The HF reports an alert by a dog to his team leader. Before the HF is allowed to enter the search area, the team leader must let the PR know where the victim has been located. The PR will then immediately give permission to collect the dog.

At the command of the MF, the HF goes to his dog and waits there for the MF and PR.

The MF takes the PR to the place of alert. Consultation with the HF is acceptable.

A HFT may not resume its search work until it has again left the search area. A direct route is always taken to collect the dog. The HF always sends the dog to continue its search from the holding area allocated to the team. It is not permitted to issue new instructions directly from the place of alert.

The area search ends with the report of the third alert by the Team Leader or when the maximum search time has elapsed.

The exercise ends with the announcement of the marks by the judge.

Assessment:

Every person found is awarded 60 points regardless of the quality of the alert, as long as the PR is informed by the team leader. However, any obvious harassment of the victim by a dog is penalised by up to 18 points.

Every person who is not found scores 0 points.

The non-deployment of a HFT will be marked as minus 50 points.

Each false alert will be marked as minus 60 points.

Any Injury to a victim leads to disqualification of the Team from the whole competition.

Exercise Tracking Search

The team has a free choice of means and solution tactics.

The MF decides on each changeover of the search team. All three of the rescue dog sport teams must be used in the course of the search work. Every team used must find at least 1 object or perform 2 changes of direction.

The team members should work together and support one another.

The type of alert used by the dogs are sit, place or stand or bring.

Total Possible Points Tracking Search

Total Possible Points	260 Points
Picking up the scent trail	10 Points
Following the scent trail	50 Points
Article Identification	20 Points
8 articles (10 Points each)	80 Points
Detection of a person	80 Points
Cooperation and discipline in the rescue dog sport team	10 Points
Team leader (tactics and their implementation)	10 Points

General Rules:

- Foreign scent trail: 3.000 paces (length of pace 70 cm), age: 180 minutes.
7 changes in direction, which can be right angled or obtuse angled.
The scent trail should be as natural as possible, appropriate to the terrain and including changing terrain. The terrain can include forest, grassland and fields and traverse roads and streets.
The scent layer walks the entire trail at a normal pace; whilst laying the trail he must not scrape the surface or stop. He must hand the judge a detailed plan of the scent trail with all essential information, such as sequence of articles and marked points along the course of the trail. GPS recording is compulsory.
- Starting point: a well-worn article to be identified belonging to the scent layer (maximum shoe size, pieces of clothing reduced down to this size are also allowed) in an area measuring 30 m x 30 m. The left and right sides of this area are marked out along the ground.
The person laying the trail enters the testing area from the left or right side line and deposits within the area the article to be identified, which marks the actual approach (beginning of the trail). After waiting a short time the trail layer then walks at a normal pace in the direction indicated.
- Articles: 8 numbered, well-worn articles of daily use belonging to the person laying the trail, maximum shoe size, not markedly different in colour from the terrain.
The articles must be placed on, not next to, the scent trail. The articles must be placed at least 20 metres before or after the corner.
The trail layer must identify the point at which each article is deposited on the diagram of the scent trail. The articles are also marked or well described.
- End of the trail: trail layer, lying or sitting at the end of the trail.
The person laying the scent trail must make his way to the end of it at least 30 minutes before the search begins.

- Time limit: maximum 60 minutes including the detection of the article of identification.

Performance Rules:

During completion of the practice trail laid by the FL the dog does not have to follow the disturbed ground in the classic manner of the sport, but may also forage whilst following it. The key factor is to complete the trail in chronological order by indicating the articles and finding the FL.

After being called, the testing area is clearly described to the rescue dog sport team by the PR. The search-ready dog may be led off leash or by a 10 m leash on a chain collar or harness. If a dog is alerting by bringsel, the bringsel must be attached to the dog before the search begins. The alert method used by the dog is discretionary.

The other dogs in the rescue dog sport team must be led on a leash attached to a chain collar or harness.

Permitted types of alerts on finding articles are picking up or indicating, or both alternately. When picking up, the dog can stand still, sit down or come to the handler. When indicating, the dog can lie, sit or stand. The time starts to elapse when the team is ready to search and the PR gives the signal to start.

A team deployed by the team leader starts with the search work. The judge defines the testing area for the Team Leader beyond which the Dog Handler may move freely. If necessary, the appointed Dog Handler takes his dog off the leash and instructs it to search for the article to be identified. The dog must forage for the identification article within three minutes, during which time the Dog Handler may assist it with voice commands and / or hand signals. Once the article has been found, the Dog Handler puts his dog on the leash if necessary and sends it to complete the scent trail.

Should the dog not find the article to be identified and yet still pick up the scent, after reporting to the PR via the MF, the HF may follow his dog or have it pause to be put on the leash or for a changeover of search team.

Should the dog neither find the identification object nor pick up the scent, the MF can deploy another team after three minutes. The second HFT is briefed on the ID object and takes up the trail from there.

During the exercise the dog should follow the track left behind by the track layer whereas the handler in the off-leash search also has to stick to the 10 m distance to the dog.

The PR follows the M over the scent trail at an appropriate distance. Should the rescue dog search team have strayed more than approximately 30 metres from the scent trail, the search work is terminated by the PR.

The Dog Handler is permitted to interrupt the tracking search. Any breaks taken are done so at the expense of the overall time available.

During the tracking work the Dog Handler is allowed to clean his dog's head, eyes and nose and to give water to the dog.

As soon as the dog has found the article, it must immediately indicate without any influence from the HF. The HF confirms the find to the PR by holding the article aloft.

When the dog reaches the trail layer, the HF must stop immediately. The dog must indicate clearly without any influence from the HF.

The MF and HF go to the PR with their dogs on the leash to sign out and take up the start position. The MF hands over the objects found. The exercise ends with the announcement of the marks by the judge.

Assessment:

The dog should show a positive search behaviour and a certain point out to the articles. Straying from the trail by the dog is not incorrect.

The indication of the identification object is awarded 20 points. If the identification object is not indicated by the first HFT, it is awarded 0 points. The second team can now only achieve the maximum 10 points for picking up the scent.

Every article that is not found or is not alerted independently scores 0 points.

The non-deployment of a HFT will be marked as minus 50 points.

Any obvious harassment of the FHL has 24 points deducted.

Any injury to the trail layer leads to disqualification of the team from the whole competition.

Exercise Obedience and Dexterity for Avalanche Search (U+G-L)

Obedience is absolutely essential when dealing with different challenges and situations and in the partnership between the rescue dog handler and his dog. In the same way, the dog needs to be agile, sure-footed and familiar with the widest possible variety of conditions. The selection of exercises in this section is geared to the most important demands to be placed on a rescue dog.

Total Possible Points Obedience and Dexterity for Avalanche Search

Total Possible Points	200 Points
Exercise 1: Off Leash Heeling	3 x 10 Points
Exercise 2: Distance Control	3 x 10 Points
Exercise 3: Carrying and Handing Over the Dog	3 x 10 Points
Exercise 4: Retrieval on Flat Ground	10 Points
Exercise 5: Work with Avalanche Peeps Location Device	10 Points
Exercise 6: Following Ski Tracks	10 Points
Exercise 7: Control and Direct	10 Points
Exercise 8: Transportability	10 Points
Exercise 9: Directability at a Distance	10 Points
Exercise 10: Laying Down of Dog while Being Distracted	3 x 10 Points
Exercises 1 – 10: Coordination by the Team Leader	10 Points
Exercises 1 – 10: Overall harmony of the Rescue Dog Sport Team	10 Points

General Rules:

Obedience and Dexterity is to be conducted in snow.

Sign-in and sign-out with the testing judge must take place with dogs on the leash. Only one single leash and a suitable collar are permitted. The team walks in a row four abreast, the MF to the extreme left and the three HFT team members to the right of him. The sequence of the HFT may be specified by the MF, but it must be kept throughout the entire U+G. The MF leads his team and may issue commands to it.

The PR tests the Off Leash Heeling, the Distance Control, the Carrying and Handing Over the Dog as well as the Laying Down of Dog while Being Distracted as a group task.

The choice of commands to perform an exercise is at the discretion of the dog handler, but it must be a short voice command. Using the dog's name together with a command counts as a voice command. Hand signals are only allowed with express permission. If the dog needs a second command for the exercise, the rating of the work will be reduced by two grades.

The dogs must complete exercises swiftly and willingly. Each exercise begins and ends in the start position. The phases between the exercises will not be evaluated. Short motivating of the dog between the individual exercises and commending the dog after an exercise is allowed. Before the beginning of the next exercise the start position has to be taken.

In the start position, the dogs sit close to the handler, on his left side, oriented directly forward, so that the dogs' shoulders are no further forward than the handlers' knees. When going from the front

position into the start position, the dogs may either go directly into the sit position or assume it closely around the dog handlers.

Each exercise begins at the command of the judge.

The sequence of exercises 4 – 9 is specified. Every two exercises (no. 4 and 5, no. 6 and 7, no. 8 and 9) are to be performed as a block by each HFT. The MF decides which HFT has to demonstrate which block of tasks.

Performance Rules:

1. Off Leash Heeling

3 x 10 Points

Exercise Requirements:

Area of snow at least 50 X 70 metres in area.

The attached diagram must be followed for off leash heeling. As a sole exception, depending on local conditions, the judge may change the direction of the angles, which must be the same for all test examinees.

The group must consist of at least four people incl. the 2nd dog handler, and must have two people each with a dog on the leash (dog and bitch). The group must mingle freely.

Permitted Commands for the Dog Handler:

Either a short voice command or a hand signal for heel, which may be given at the start and again when changing pace.

Conduct of Exercise:

The MF leads his group and may give basic commands for letting off leash, turn, change of pace and stop.

From the start position, the dogs must be attentive to the handlers' voice command heel and obey willingly and directly, and heel going to the left side of the dog handler and remaining oriented directly forward, with its shoulder no further forward than the handler's knee.

At the beginning of the exercise the Team, consisting of the MF and the three HFT, is to take 50 steps at normal pace straight down the middle line without stopping; upon turning around and an additional 10-15 steps at a normal pace, the Team must demonstrate both the running pace and the slow pace for at least ten steps each. Change of pace from running to slow pace must be achieved abruptly with no steps at normal pace being taken in between

The Team then goes a few steps at normal pace and demonstrates the first corner on a track of 20-25 steps without a change of pace, the second corner on a track of 25-30 steps, turns around, a further 10-15 steps at normal pace and a start position. A further 10-15 steps at normal pace are followed by a corner and 20-25 steps at normal pace back to the middle line and another start position.

From this start position, at the command of the MF the three HFT demonstrate the group of people part of the exercise in individual succession with their dogs on the leash.

The group moves in a circle in a clockwise direction.

From the start position each HFT passes close by the circle of people, starting from the outside and going at normal pace in an anti-clockwise direction so that the dog to be tested directly encounters each of the dogs brought along by the group. The HFT stops once, at which the group continues to move and at least one person passes the HFT.

Making a figure eight, the dog handler then leads his dog through the group at normal pace, stops in the middle and his dog takes up the start position independently. This HFT then leaves the group at normal pace and completes this part-exercise with a start position and takes his dog off the leash.

During the off leash heeling two shots (calibre 6 - 9 mm) are fired on the instructions of the PR. The dogs must be indifferent to the gunshots.

Assessment:

Running ahead, straying to the side, lagging behind, slow or hesitant sitting, a dispirited attitude by the dog, and additional voice commands or physical assistance from the handler will be penalised.

Should the dog show any gun-shyness, is hesitant or aggressive, it will be disqualified from the test. If the dog reacts to the shots sensitively or it becomes agitated, this will be considered acceptable as long as it remains under the control of its handler. Only a dog that reacts indifferently to all forms of noise and gunshots can be awarded full points. In the event that a dog is disqualified, the remaining team is to carry on. The disqualified HFT receives 0 marks for the U+G and may take no further part in the following tasks of this RH-M, although the scores achieved in the scent work up to that point remain intact.

2. Distance Control

3 x 10 Points

Exercise Requirements:

Permitted Commands for the Dog Handler:

A short voice command for heel, which may be given once each during movement and the concluding start position;

either a voice command and / or a sight command for each recall;

either a voice command and / or a sight command for sit;

either a voice command and / or a hand signal for lay down;

either a voice command and / or a hand signal for stay;

Conduct of Exercise:

The exercise is to be demonstrated in synchronisation by all three HFT at the command of the MF, but not on parallel lines (see diagram 2).

The MF leads his group and may give basic commands for let off leash, set down, instruction by the HF, recalling the dogs, stay, lay down, recall and start position. He goes through the process with the HFT and remains standing when the dogs are set down. He may continue to lead his group from this position.

From the start position, the Team Leader and the three Dog Handlers walk in a straight line with their dogs heeling off leash. After approx. 10-15 paces the dogs must sit immediately in response to the voice command for "Sit" and / or a hand signal, without the Dog Handlers changing pace or looking round. After continuing in a straight line for approx. 40 more paces, the Dog Handlers stop and turn to their dogs, which are sitting quietly. On the instructions of the PR the MF has the HF call their dogs by using HZ and / or SZ. As soon as the dogs have covered around half the distance quickly and willingly, the Dog Handlers give the voice command for "Down" and / or hand signal, upon which the dogs must lay down immediately. On a further command from the judge and coordination by the MF the dogs must stay in response to the voice command for "Stay" and / or hand signal. On a further command from the judge and the Team Leader the Dog Handlers recall their dogs with the voice command for "Come" and / or hand signal. The dogs must come willingly and quickly and sit

immediately in front of their handlers. On a voice or hand signal the dog must resume the start position.

Assessment:

Errors in movement, sitting, laying or staying slowly, agitatedly or too late, coming too slowly and sitting too soon will be duly penalised.

If the dog assumes a position other than the one required, 2 points will be deducted in each instance.

3. Carrying and Handing Over the Dog

3 x 10 Points

Exercise Requirements:

Start position: The dogs may be picked up from the ground or a higher place.

Three carrying assistants.

Permitted Commands for the Dog Handler:

Either a voice command or a hand signal for the start position, "Come" and "Start position".

Conduct of Exercise:

Throughout the whole exercise the M walks in a straight line, with the MF to the left and the M leading, the three HF to his right.

From the start position, the Dog Handlers may give a voice command or hand signal to adopt a start position that makes it easier to lift the dog. Distance control between handlers and dogs is not incorrect.

The dogs may be picked up from an elevated position, but the MF must ensure that the exercise runs smoothly.

The handlers carry their dogs in a straight line for 10 m and hand them to a second person. Whilst the Team Leader and the Dog Handlers stand still, the second persons carry the dogs another 10 m and set them on the ground. The dogs must stay there until the Dog Handlers call them with a voice command or hand signal on the instructions of the judge and Team Leader. The dogs must come quickly and willingly and sit close in front of their handlers. On a voice or hand signal the dogs must resume the start position.

The dogs may show no aggression towards their handlers or the assistants. Whilst being carried the dog must be able to move its tail freely.

Assessment:

If one of the dogs is uncooperative, agitated whilst being carried, growls or moves away when set down, this will be duly penalised.

If one of the dog jumps down, the exercise is marked as unsatisfactory.

Excessive shyness or aggression towards the handler or the assistants will lead to disqualification.

4. Retrieval on Flat Ground

10 Points

Exercise Requirements:

Dog Handler's own article, which he has with him throughout this part of the test.

Permitted Commands for the Dog Handler:

Either a voice command or hand signal for “Fetch” and “Start position”;
a voice command for “Drop”.

Conduct of Exercise:

From the start position the dog handler throws an item about 10 paces away. The voice command “Fetch” may not be given until the article has come to a complete stop. Sitting off leash near its handler, upon a voice command or hand signal for “Fetch” the dog must run to the object, swiftly retrieve it and fetch it back to its handler just as quickly. The dog must sit immediately in front of its handler and retain the object in its mouth until, after a brief pause the handler takes it with the voice command for “Drop”. The dog must return to the start position at a voice command or hand signal.

The dog handler may not leave his position during the entire exercise.

Assessment:

Marks will be duly deducted for throwing the article too short a distance, assistance from the Dog Handler without a change of position, errors in the start position, running slowly, errors in picking up, returning slowly, dropping the article, playing with or crushing the article, straddle position by the dog handler, and errors in sitting too soon and finishing.

If the dog handler leaves his position before the exercise is completed, it will be marked as unsatisfactory.

If the dog does not fetch, the exercise is awarded 0 points.

5. Work with Avalanche Peeps Location Device**10 Points****Exercise Requirements:**

- Snow field, 10 m x 10 m, clearly marked
- 1 avalanche peeps device as a transmitter
- 1 avalanche peeps device as a receiver

When registering for U+G-L the Team Leader must advise whether he is using his own device or one provided by the organiser.

Permitted Commands for the Dog Handler:**Conduct of Exercise:**

The Dog Handler’s task is to locate, dig out and present to the judge within a maximum of 5 minutes an avalanche search device which has been buried in the marked area at a depth of approx. 0.30 m. Tactics are at the Dog Handler’s discretion.

Assessment:

The exercise is awarded 0 points if the time limit is exceeded.

6. Following Ski Tracks**10 Points****Exercise Requirements:****Permitted Commands for the Dog Handler:**

A voice command and / or a hand signal for “Follow tracks”;

either a voice command or a hand signal for “Start position”.

Conduct of Exercise:

The dog handler takes up the start position with his dog off leash sitting at his feet. From the starting position the dog handler and his dog are to follow a path, defined by the judge, through the area totalling a length of approx. 500 m. At the beginning the handler gives the dog a voice command for “Follow tracks” and / or a hand signal and may repeat these several times in the course of the exercise. From the start position, the dog must fall in immediately behind the dog handler and remain in his tracks without hindering or interfering with him. The Follow Ski Tracks exercise is to be done with touring skis or snowshoes.

Assessment:

Marks are duly deducted if the dog leaves the track, forges ahead or lags behind.

7. Direct and Control

10 Points

Exercise Requirements:

6 markers (e.g. cones, flags, signs, poles)

Permitted Commands for the Dog Handler:

A HZ and SZ for Send;

a HZ for Come;

either a voice command or a hand signal for “Start position”.

Conduct of Exercise:

The HF assumes the start position with his dog in the middle of the base line, aligned with the middle line. On the instructions of the PR the HF uses the HZ and SZ for Send to send his dog to the first marker. The dog must depart from the HF quickly and run in a tight circle around the allocated marker purposefully and independently. Once the dog has completed this manoeuvre, the HF calls it with a HZ for Come and again uses HZ and SZ to indicate the next marker.

As soon as the dog has run round the second marker the HF calls it back with a HZ, moves forward on the middle line at normal pace and uses HZ and SZ to send the dog to the next marker. He proceeds in this way until the last marker; once this has been cleared, he summons the dog with a HZ to sit in front of him. He uses another HZ or SZ to place the dog in start position.

The HF may not leave the middle line during the exercise. Distance control when sending the dog to the markers is not a fault.

Assessment:

Shortcomings in directability, a swift and purposeful approach, running around the markers in a tight circle and a change of pace are duly penalised.

The exercise is assessed as unsatisfactory if the HF leaves the middle line to walk with the dog.

8. Transportability

10 Points

Exercise Requirements:

Means of Transport:

- Slope grooming machine, chairlift, helicopter or similar.

Permitted Commands for the Dog Handler:

A voice command and / or a hand signal for “Jump up”;

a voice command for “Stop”;

either a voice command or a hand signal for “Start position”.

Conduct of Exercise:

The Dog Handler and Dog take up the start position at an appropriate distance from the relevant means of transport. Any commonly used conveyance may be used as long as the relevant safety regulations are adhered to. The dog climbs, jumps or is lifted onto the conveyance. During transportation the dog must behave in a calm and composed manner. After the journey or flight the dog handler disembarks with his dog, places it to the side of the vehicle on the ground and brings it into the start position using the voice command for “Start position”.

Assessment:

Unconfident behaviour will be duly penalised.

If the dog is uncooperative when embarking/disembarking, the exercise will be awarded 0 points.

If the dog tries to jump down, it is duly penalised.

9. Directability at a Distance**10 Points****Exercise Requirements:**

Equipment:

- 1 marker for the start point
- 1 marker for the middle point
- 3 marked areas 40 m apart,
(rucksack, clothing or similar)

Permitted Commands for the Dog Handler:

A voice command and hand signal for “Approach the middle marker”;

a voice command for “Stop”;

a voice command and hand signal to approach each of the three marked areas;

a voice command to stop at each of the three marked areas;

either a voice command or a hand signal for “Come”;

either a voice command or a hand signal for “Start position”.

Conduct of Exercise:

The Dog Handler takes up the start position at the starting point with his dog. On the instructions of the judge, without changing his position the dog handler is to send his dog to a clearly marked point approx. 20 m away, using the voice signal for “Approach the marker” and a hand signal. When the dog has reached this point it is given the voice command for “Stop”, upon which it must sit, lie or stand. At the further command of the judge, without changing his position the dog handler sends his dog to the first allocated point with the voice command for “Approach the marked points” and a

hand signal. The dog must stop there, sitting, lying or standing, at a voice command. The dog handler then uses voice command and hand signal to send his dog to the next point, at which it must likewise stay sitting, lying or standing at a voice command. The process is repeated for the third point.

The dog is to be recalled from the third object to the dog handler with the voice command or hand signal for "Come", and must sit closely in front of him. At a voice command for "Start position" or a hand signal, the dog is to assume the start position.

The order in which the points are to be approached is drawn by lot before the exercise begins. A lunge is allowed in combination with each directional SZ.

Assessment:

Marks will be duly deducted for a hesitant approach of the first marked area or specific point, straying markedly from the ideal line, change of speed, hesitation in staying at the marked area or leaving a specific point independently, handler assistance such as multiple commands or errors in the completion of the exercise.

If the sequence of marked areas stipulated by the judge is not followed or the dog handler leaves his position, the exercise will be marked as unsatisfactory.

10. Laying Down of Dog while Distracted

3 x 10 Points

Exercise Requirements:

Two marked places each for dogs and bitches.

Permitted Commands for the Dog Handler:

A voice command or a hand signal each for "Down";
either a voice command or a hand signal for "Sit up".

Conduct of Exercise:

After exercise 3 the M goes to a place specified by the PR. On a sign from the MF the HF make their dogs lay down with the HZ or SZ for "Lay down", leaving no objects near them. The three Dog Handlers and the Team Leader go to a second place at least 40 paces away, as specified by the judge and stand still facing the dog.

At the command of the PR the first HF collects his dog and demonstrates exercises 4 and 5. He then places his dog back on the allocated spot and rejoins the line-up of his team.

The second HF proceeds in the same way with exercises 6 and 7, the third HF with exercises 8 and 9.

The dogs lying down must remain calm without any interaction with the HF whilst exercises 4 to 9 are demonstrated.

At the judge's command the Team is to return to their dogs. At the further command of the judge and signal from the MF, the Dog Handlers give the voice command for "Sit up". The dogs must quickly sit up straight.

Assessment:

Marks are duly deducted if the dog lays in an agitated manner, stands / sits up too soon or comes to meet the handler when being collected, and for agitated behaviour by the handler or other covert assistance.

The exercise by the dog in question will be assessed as unsatisfactory if the dog stands or sits instead of laying down but stays in its place.

If the dog moves more than 3 metres away from its place, the exercise will be awarded 0 points.
This test section is completed when the M signs out and the judge announces the marks.

Exercise Avalanche Search

The rescue dog sport team must carry out the search work with touring skis or snowshoes.

The team can be structured freely in terms of the means and solution tactics.

Several dogs can search and find at the same time. The MF decides on the deployment and withdrawal of each search team. All three rescue dog sport teams must be deployed in the course of the search work.

The team members should work together and support each other.

The alert method used by the dog is discretionary.

Total Possible Points Avalanche Search

Total Possible Points	260 Points
Finding of the Persons: 3: 60 Points each	180 Points
Cooperation and Discipline of the Rescue Dog Sport Team	30 Points
Team Leader (Tactics and their Implementation)	50 Points

General Rules:

- Search Area: approx. 25.000 m².
Flags are to clearly mark the boundaries of the search area to ensure optimal supervision.
- Victims: 3 victims covered by a 2 m high layer of snow
It must not be possible for the dog to have any visual and / or physical contact and the covering must be as inconspicuous as possible. The distance between victims must make a clear alert possible. Hiding places may be used more than once. The victims must be in position 20 minutes before the dog begins to search. The appropriate safety guidelines must be observed when burying people. The victims are there to assist the judge; they must remain quiet, without giving the handler and / or the dog any help whatsoever. It is not essential that indicated persons are removed from their hiding places. If the judge gives instructions for persons found to be recovered, this will be done by assistants.
- Assistants: Immediately before the search exercise, the search area must be criss-crossed by at least 3 people on foot or on skis.
- Time Limit: maximum 20 minutes.

Performance Rules:

The rescue dog sport team must wait with their dogs out of sight until called. The Team is given a location description and task in the language of the organiser or in English or German on request. The search area, which is visually demarcated, is described verbally. The Team Leader can use any search system as seems appropriate and also as many dogs as he wishes. The judge must be thoroughly informed of the tactics chosen.

The dogs must clearly indicate a found victim visibly or audibly.

The time starts to elapse when the team leader confirms that the team is ready to search and the PR gives the signal to start.

The Team Leader may not enter the search area, the Dog Handlers only when instructed to do so by the Judge.

The alert method used is determined by the Dog Handler Team. In the event of an alert the HF reports the location of the alert to his team leader. Before the HF is allowed to enter the search area, the team leader must let the PR know where the victim has been located. Only then will the PR give permission to collect the dog. A direct route is always taken to collect the dog. At the command of the MF, the HF goes to his dog and waits there for the MF and PR.

The MF takes the PR to the place of alert. Consultation with the HF is acceptable.

The HFT always sends the dogs to continue the search from outside the area. It is not permitted to issue new instructions directly from the place of alert.

The avalanche search ends when the team leader reports the third alert or the maximum search time has lapsed.

The exercise is completed when the judge announces the marks.

Assessment:

Every person found is awarded 60 points regardless of the quality of the alert, as long as the PR is informed by the team leader.

The non-deployment of a HFT will be marked as minus 50 points.

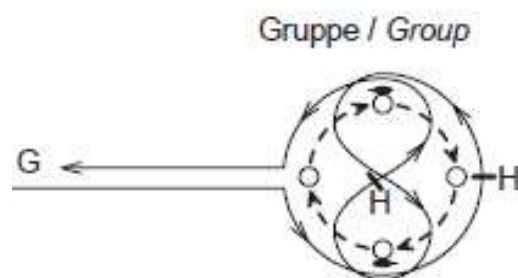
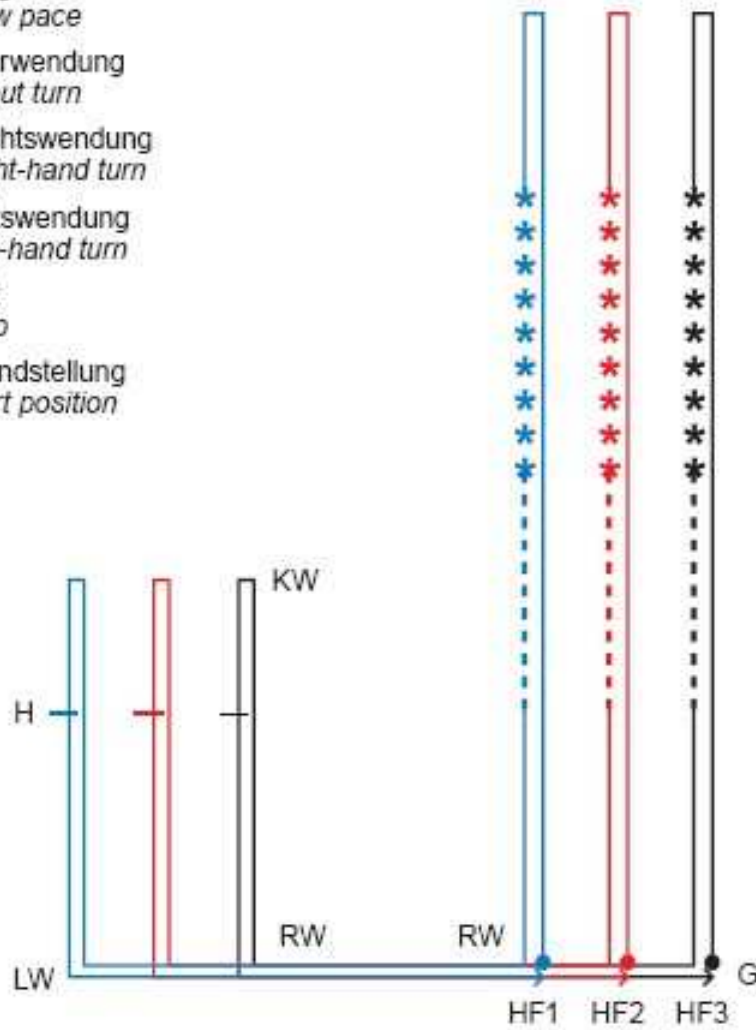
Every person who is not found scores 0 points.

Each false alert will be marked as minus 60 points. If a dog does not take his HF directly to the victim in the case of bringsel or recall, the alert counts as a false alert.

Addendum

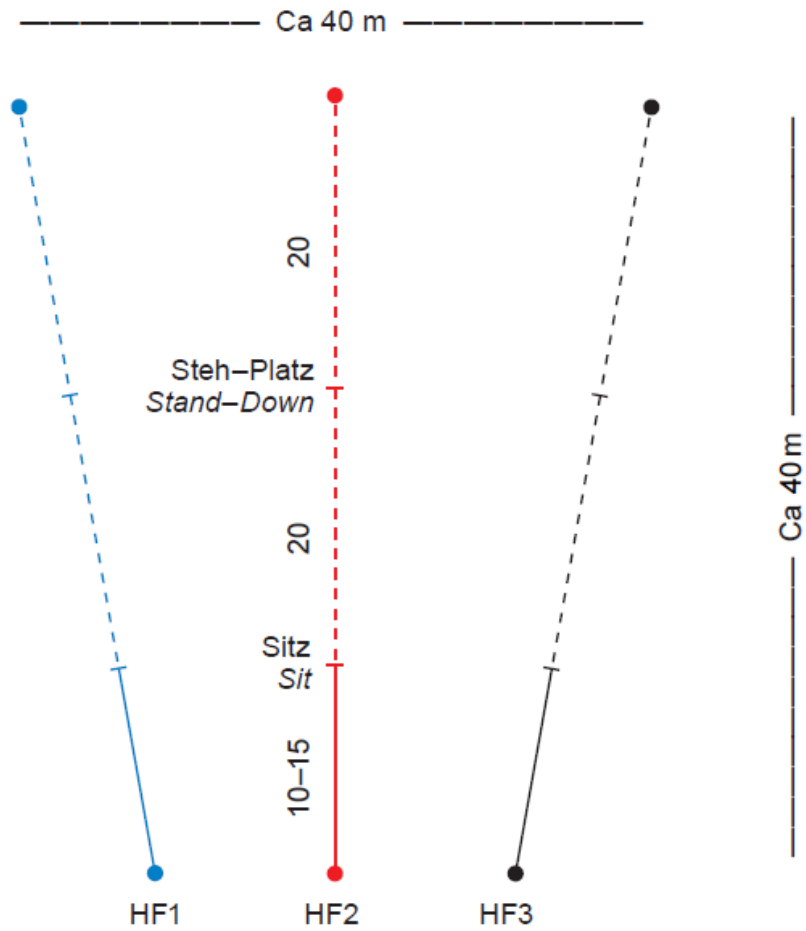
Scheme 1: Off Leash Heeling

- Normaler Schritt
Normal pace
- **** Laufschrift
Running
- Langsamer Schritt
Slow pace
- KW Kehrwendung
About turn
- RW Rechtswendung
Right-hand turn
- LW Linkswendung
Left-hand turn
- H Halt
Stop
- G Grundstellung
Start position

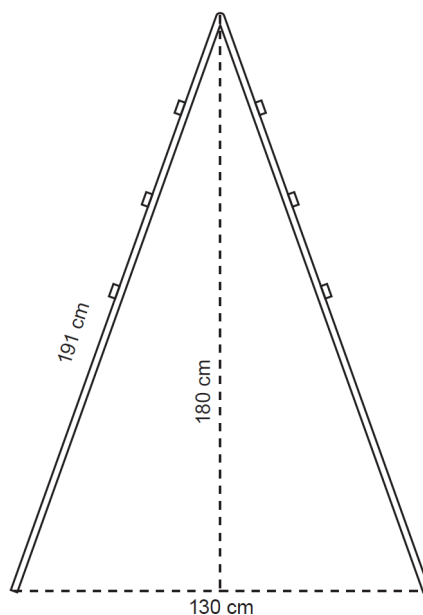


Scheme 2: Distance Control

SCHEMA für POSITIONSWECHSEL
SCHEME for CHANGE OF POSITIONS



Scheme 3: Scale



Scaling wall

<p>Schrägwand</p> <p>Vorderansicht Höhe 180 cm Breite 150 cm</p> <p>Seitenansicht Seitenlänge je 191 cm Steigleisten 24 x 48</p>	<p>The scaling wall consists of two climbing walls 150 cm wide and 191 cm high joined at the top. These two walls stand on the ground far enough apart to produce a vertical height of 180 cm. The whole surface of the scaling wall must be provided with a non-slip covering. Three 24/48 mm toe grips are affixed to the upper half of each wall. The dogs being tested must all clear the same obstacles.</p> <p>Test jumps are not permitted during the demonstration.</p>
---	---

Scheme 4: Directability at a distance

